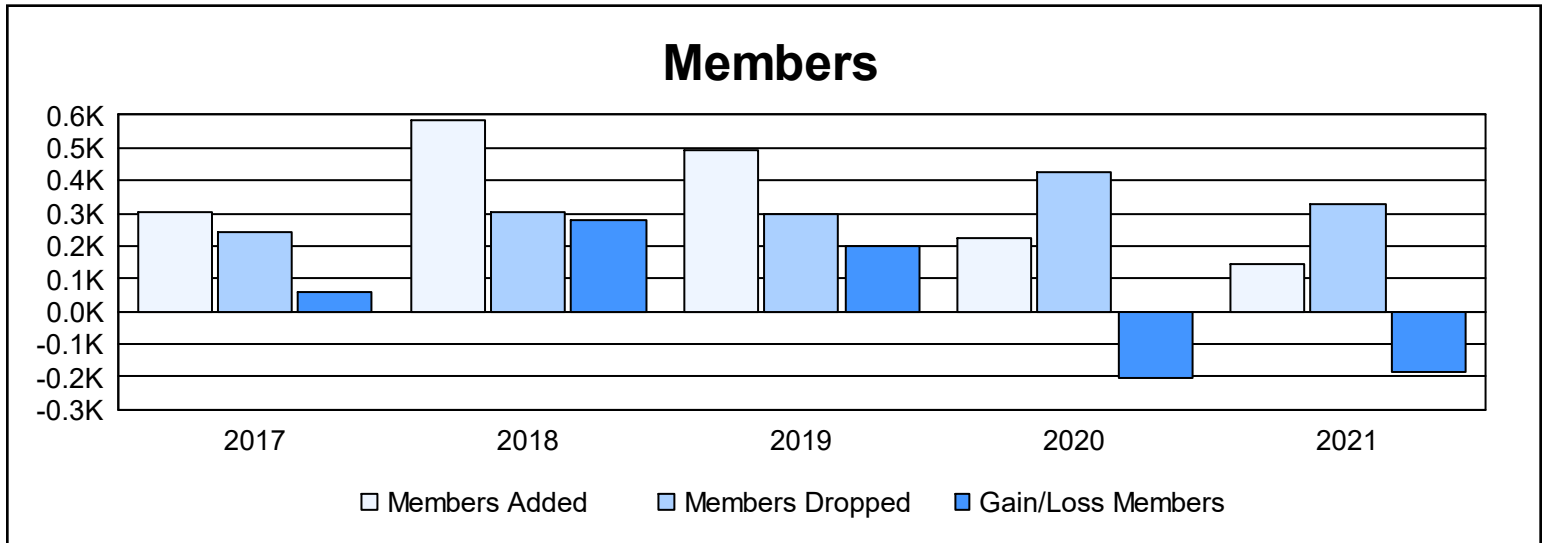
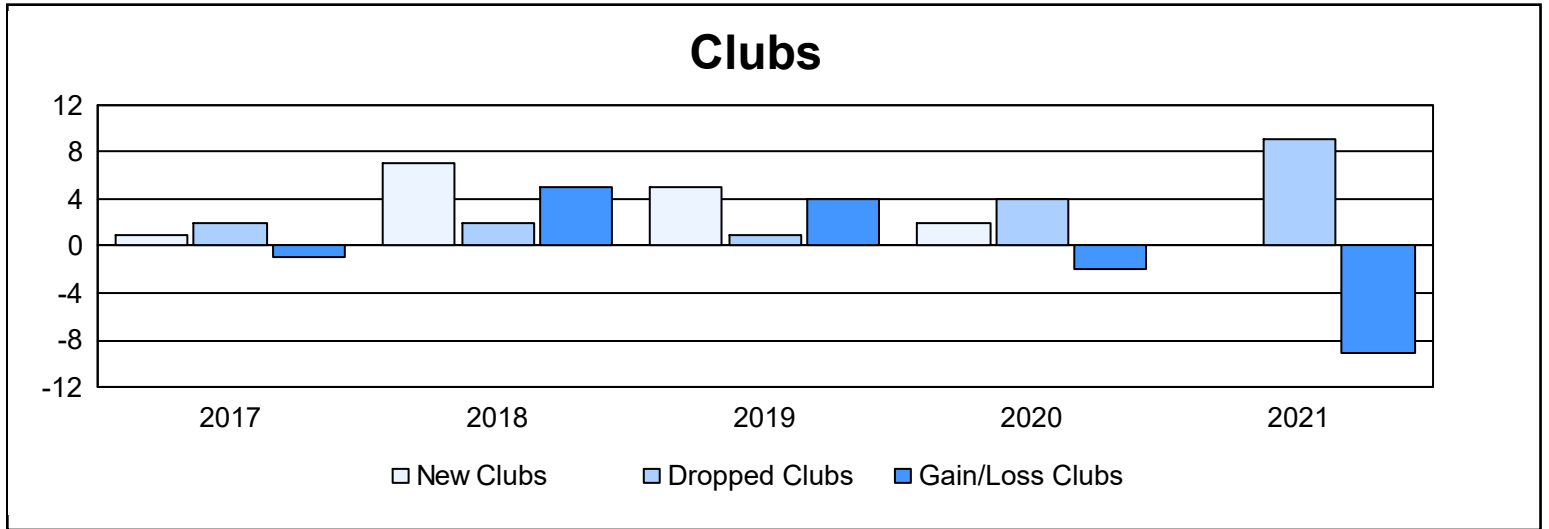
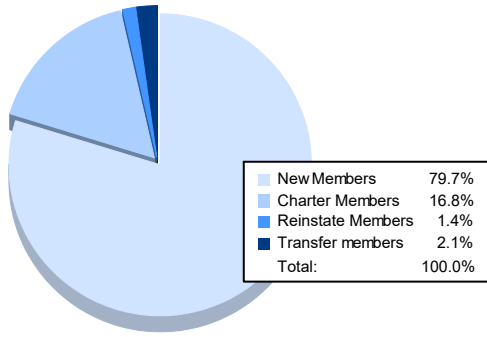


| Year | New Clubs | Dropped Clubs | Gain/ Loss Clubs | New Members | Charter Members | Reinstate Members | Transfer Members | Total Member Added | Total Members Dropped | Gain/ Loss Members |
|----------------|-----------|---------------|------------------|-------------|-----------------|-------------------|------------------|--------------------|-----------------------|--------------------|
| 2016-2017 | 1 | 2 | -1 | 250 | 34 | 14 | 8 | 306 | 244 | 62 |
| 2017-2018 | 7 | 2 | 5 | 378 | 169 | 27 | 12 | 586 | 304 | 282 |
| 2018-2019 | 5 | 1 | 4 | 362 | 115 | 1 | 16 | 494 | 296 | 198 |
| 2019-2020 | 2 | 4 | -2 | 101 | 90 | 27 | 5 | 223 | 425 | -202 |
| 2020-2021 | 0 | 9 | -9 | 114 | 24 | 2 | 3 | 143 | 326 | -183 |
| Average | 3 | 4 | -1 | 241 | 86 | 14 | 9 | 350 | 319 | 31 |



Membership Composition June 2021 Cumulative



Gender Composition June 2021 Cumulative

